

JUPITER

High Airflow ARGB Case Fan

AJ140

User Manual



Product Video Information



Jupiter Series Product Video



Jupiter Series Installation Video



Product Story

Specially designed for RGB enthusiasts who desire superior performance from their case fans. The Jupiter AJ140 fans feature nine blades, sleeve bearings with a long lifespan, ARGB LEDs with 16.8 million color options and a one-click ARGB Controller.

Package Contents

Triple Pack

1. Jupiter AJ140 Fans x 3
2. ARGB One-Click Controller v1.1 x 1
3. Screws x 12
4. 3-Pin Headers x 3



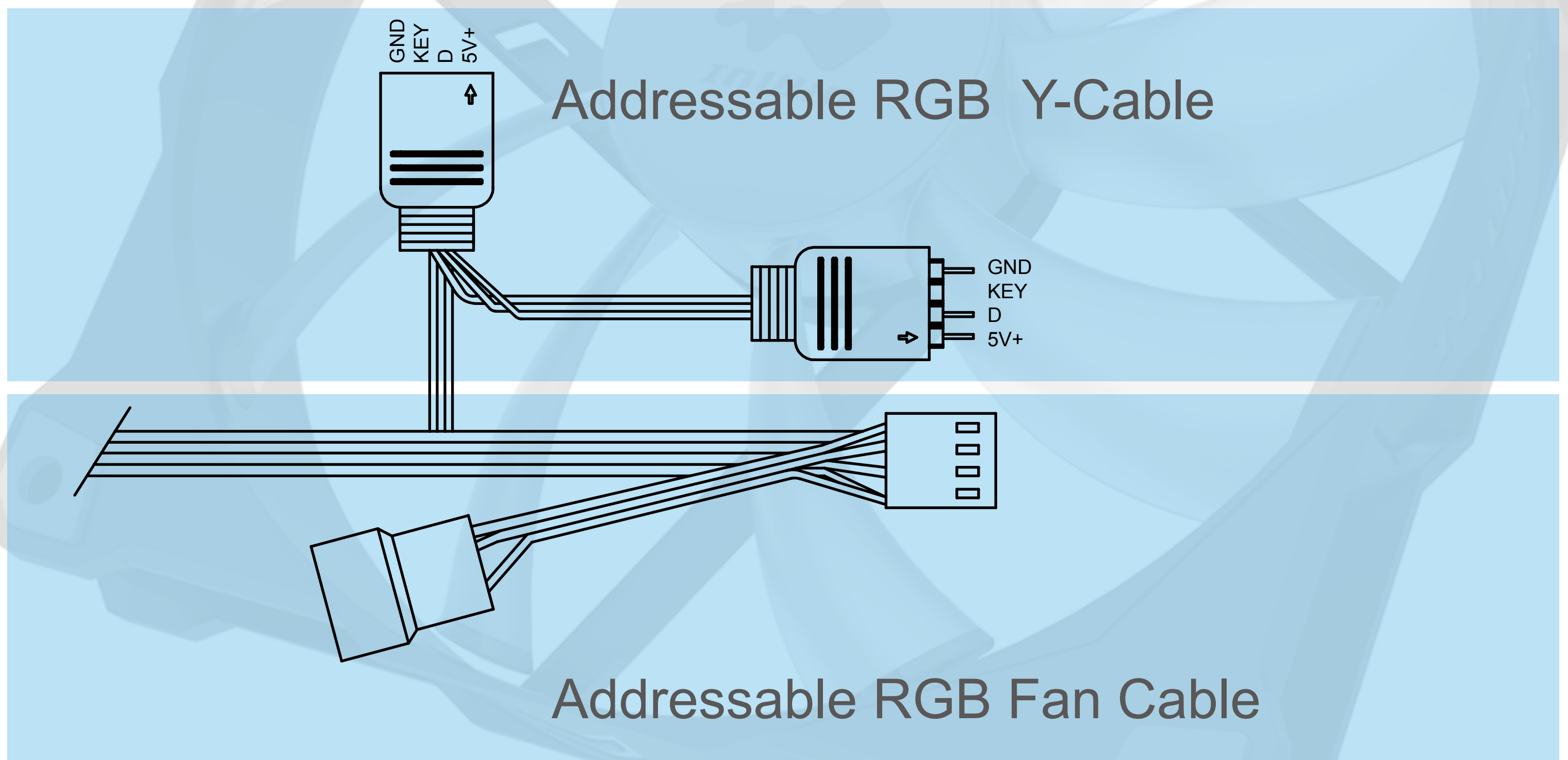
Single Pack

1. Jupiter AJ140 Fan x 1
2. Screws x 4



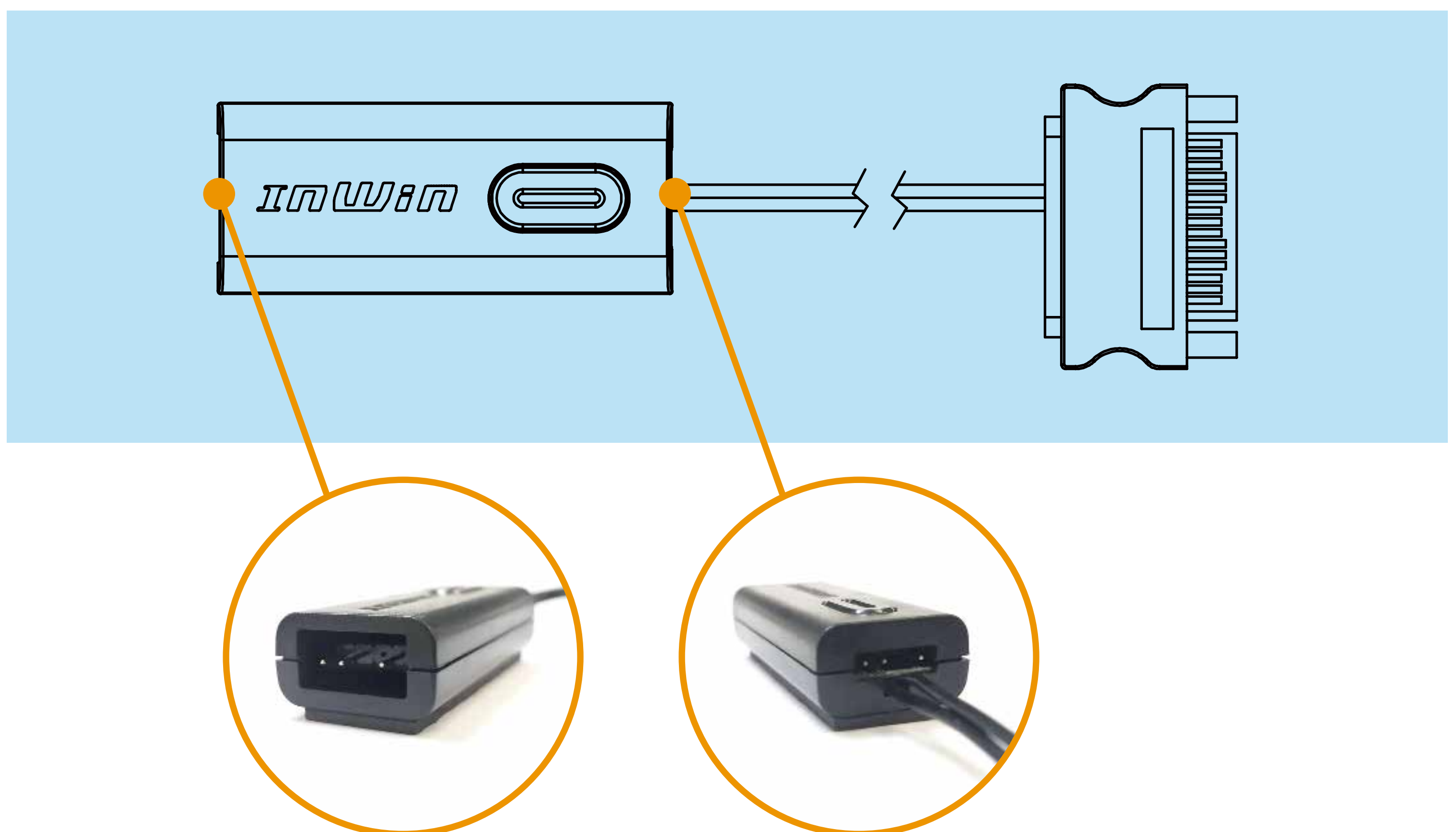
Cable Information

Addressable RGB Fan Cable, Addressable RGB Y-Cable



ARGB One-Click Controller ver. 1.1

Note: Only in Triple Pack

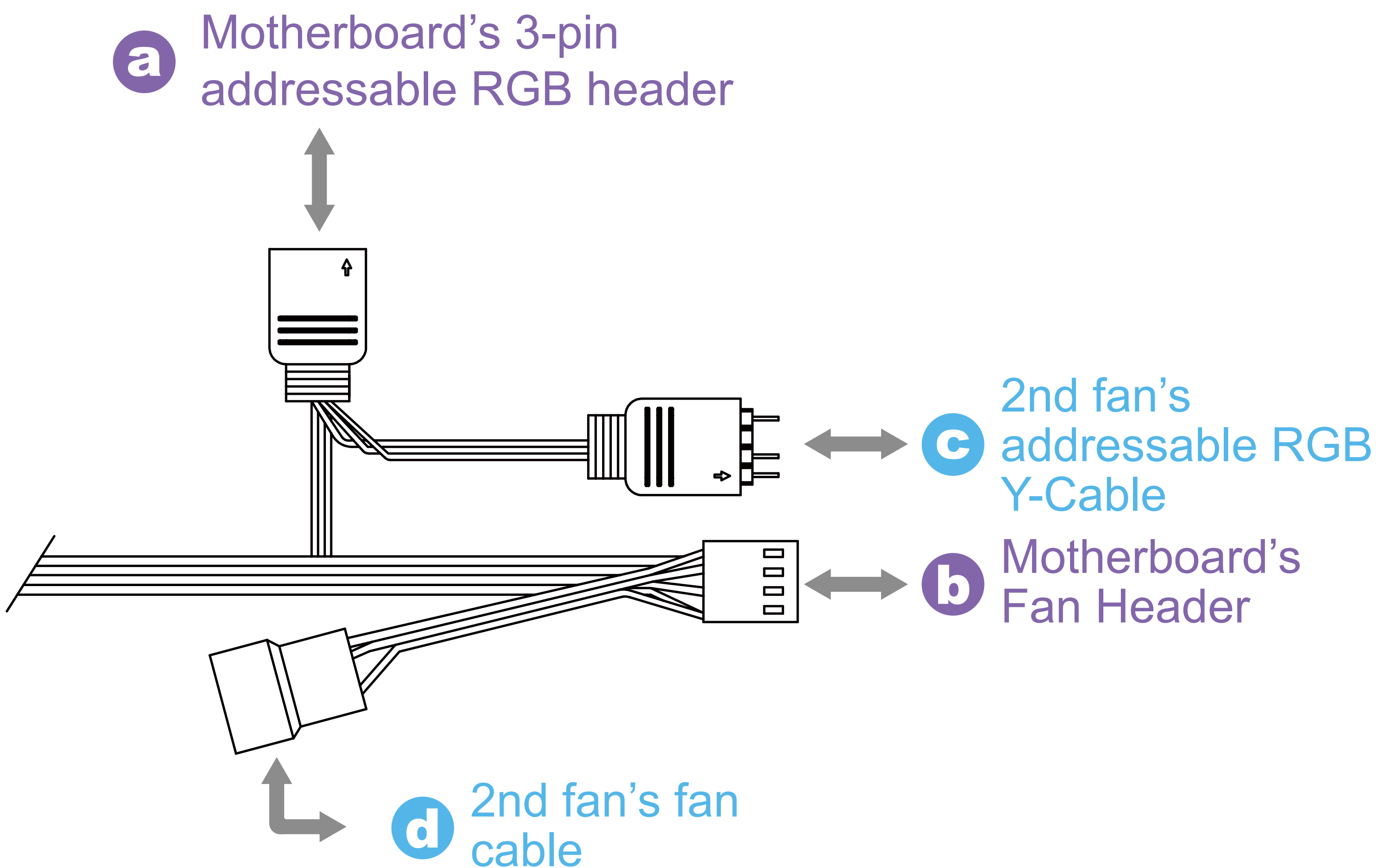


Installation

- 1.** Please make sure the power is off.
- 2.** Install the fans in your PC case and mount them in the designated areas.
- 3.** The fan cable, Addressable RGB Y-Cable and their counterparts are attached to each fan. Please connect as followed:

- Connect the fan's Addressable RGB Y-Cable
- a** to a motherboard's 3-pin addressable RGB header.
 - b** Connect the attached fan cable to the motherboard's fan header.

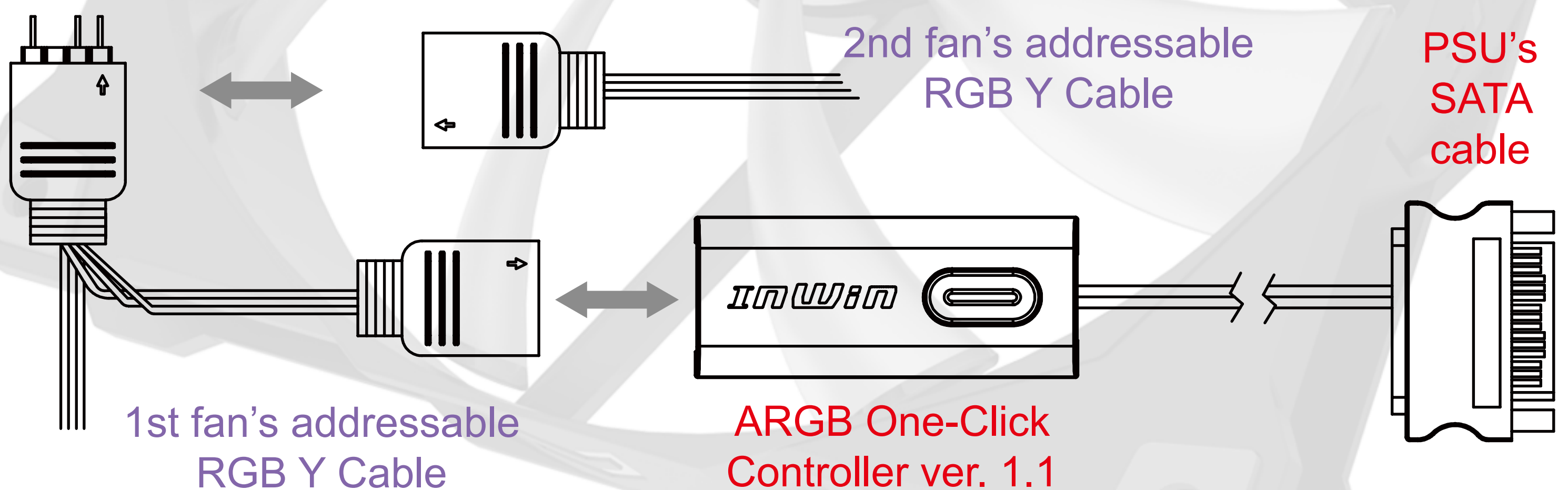
- Installing the 2nd fan: Connect the Addressable RGB Y-Cable and connect it to the available
- c** 3-pin Addressable RGB header on the previous fan.
 - d** Connect the fan to the available fan header from the previous fan.



- 4.** Installing the 3rd fan: Repeat **c** | **d**

Installation

* If your motherboard does not support an addressable header, please use the included Addressable RGB Controller to connect to your PSU's SATA cable and the fan's Addressable RGB Y-Cable in order to use the 14 different lighting effects. (Only in Triple Pack)



**Hold the button to turn on or off the lights.
Tap the button to change the lighting modes.**

1	Rainbow	8	Two-Tone Ring
2	LED-Red Breathing	9	Diagonal Transition
3	LED-Green	10	Rotating LED Trio
4	LED-Blue	11	Full Circle
5	LED-Purple	12	Flow-Red
6	LED-White	13	Flow-Green
7	Light at the end of the Tunnel	14	Flow-Blue

* InWin reserves the right to change the lighting modes.

* For more installation instructions, please scan the QR Code below or watch the video in the website link: https://youtu.be/i_YuNmbGS44



Troubleshooting

If your fan does not operate properly, please follow the instructions below:

1. Please check your system's power.
 2. Please make sure all the connectors are connected properly.
-

Important Notes

1. Please install the fans by following our instructions.
2. When storing the fans, please keep this product away from high temperatures. Keep it away from machines such as heaters that might cause high temperatures.
3. Please do not put anything in the impeller.
4. Please do not modify the wires or the connectors provided by InWin.
5. Please do not touch the fan blades when the fan is in operation.
6. Please only use your fan in a computer case.
7. Please keep this product away from any liquids.

Specifications



Product Name	Jupiter AJ140	
Quantity Included	Single Pack	Triple Pack
Model Number	IW-FN-AJ140-1PK	IW-FN-AJ140-3PK
Colors	Black	
Fan Size	140 x 140 x 25mm	
Materials	PBT, PC	
Rated Voltage	DC 12V	
Rated Power	2.52W	
Rated Current	0.21A	
ADD RGB Rated Voltage	DC 5V	
ADD RGB Rated Power	1.1W	
ADD RGB Rated Current	0.22A (max.)	
Speed Mode	PWM 500~1400 RPM	
Air Flow	100.45 CFM	
Air Pressure	1.56mm/ H2O	
LED	Addressable RGB	
Connector (Fan to Fan)	Original Cable	
Connector to M/B	4 Pin (PWM, 12V), 3 Pin (ARGB, 5V)	
Noise Level	34 dB(A)	
Bearing Type	Long Lifespan Sleeve Bearing	
Gross Weight	190g	554g
Package Dimensions (L x W x H)	205 x 147 x 28mm	216 x 144 x 90mm
Warranty	2 Years	

* Specifications may vary based on different regions.

* Our products comply with RoHS regulations.



CONTEMPORARY & INNOVATIVE
www.in-win.com