



SIRIUS PURE
ASP120

————— **User Manual** —————

Product Video Information



Sirius Pure Product Video



Product Story



Simple but Classic – Siriusly White

Purity at its finest. Elegantly vibrant. This season, we present you not a black appearance, but a white Sirius, an elegant beautiful design that will elevate your PC builds!

SIRIUS PURE
ASPI20

Package Contents

Triple Pack

1. Sirius Pure ASP120 Fans x 3
2. Addressable RGB One-Click Controller x 1
3. Screws x 12



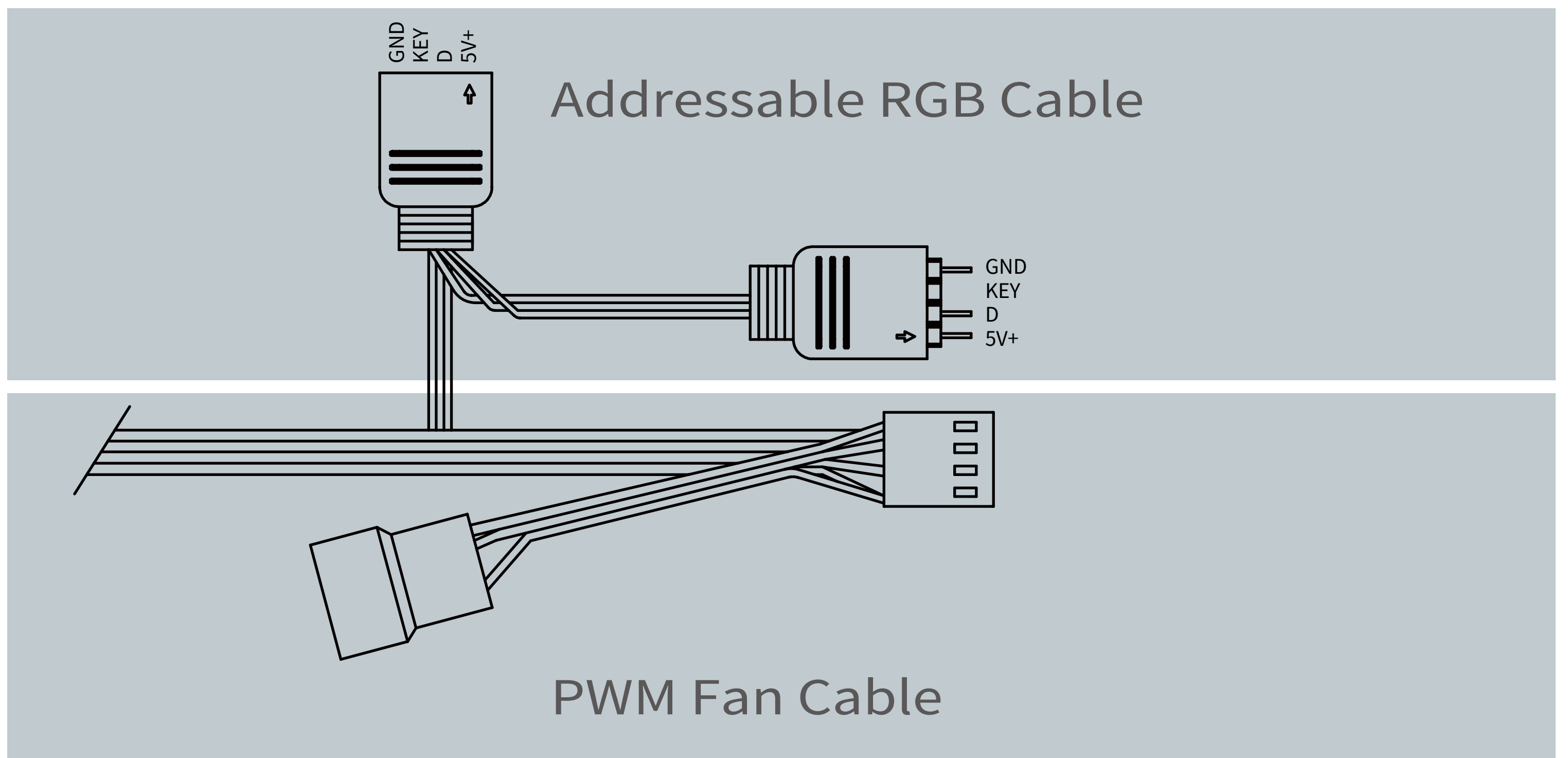
Single Pack

1. Sirius Pure ASP120 Fans x 1
2. Screws x 4



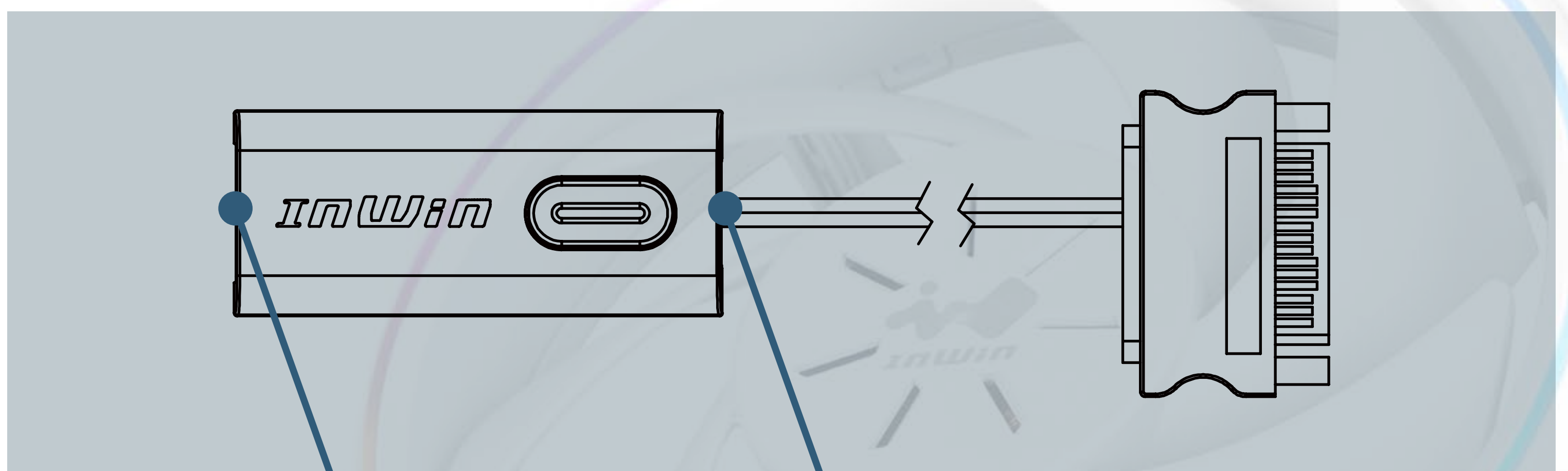
Cable Information

PWM Fan Cable, Addressable RGB Cable



ARGB One-Click Controller

(Note: Only in Triple Pack)

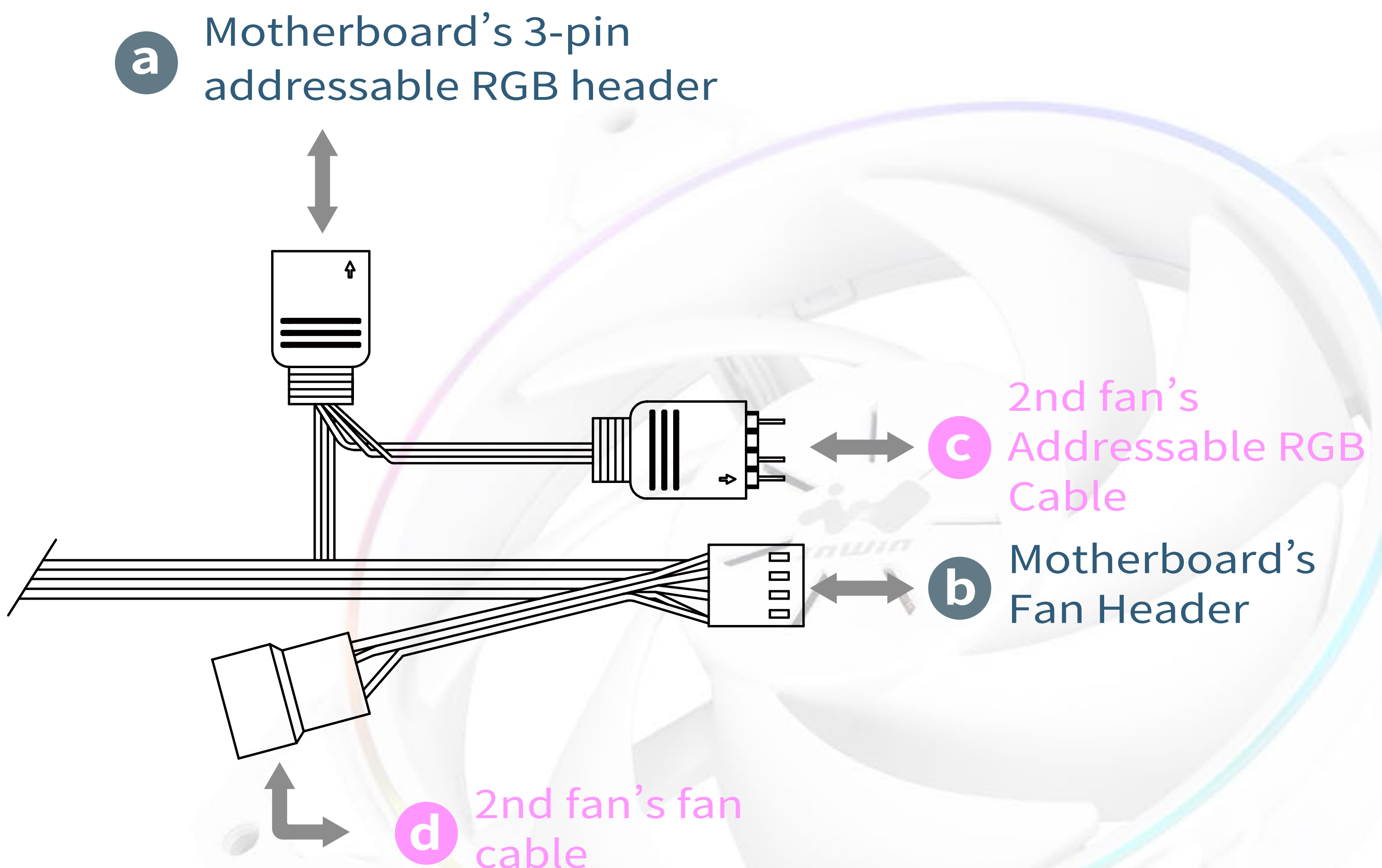


Installation

1. Please make sure the power is off.
2. Install the fans in your PC case and mount them in the designated areas.
3. The fan cable, Addressable RGB Cable and their counterparts are attached to each fan. Please connect as follows:

Connect the fan's Addressable RGB Cable **a** to a motherboard's 3-pin addressable RGB header. Connect the attached fan cable to the motherboard's fan header.

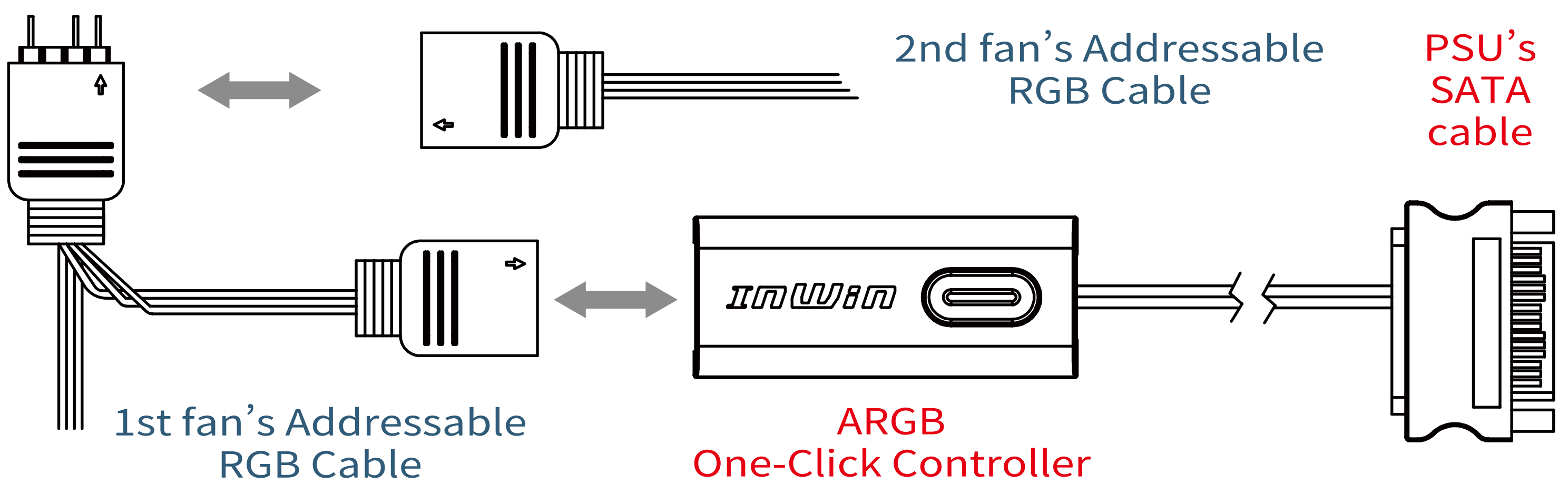
Installing the 2nd fan: Connect the Addressable RGB Cable **c** and connect it to the available 3-pin Addressable RGB header **d** on the previous fan. Connect the fan to the available fan header from the previous fan.



4. Installing the 3rd fan: Repeat **c** | **d**

Installation

★ If your motherboard does not support an addressable header, please use the included Addressable RGB One-Click Controller to connect to your PSU's SATA cable and the fan's Addressable RGB Cable in order to use the 14 different lighting effects.



**Hold the button to turn on or off the lights.
Tap the button to change the lighting modes.**

1	Rainbow	8	Two-Tone Ring
2	LED-Red Breathing	9	Diagonal Transition
3	LED-Green	10	Rotating LED Trio
4	LED-Blue	11	Full Circle
5	LED-Purple	12	Flow-Red
6	LED-White	13	Flow-Green
7	Light at the end of the Tunnel	14	Flow-Blue

* InWin reserves the right to change the lighting modes.

Troubleshooting


If your fan does not operate properly, please follow the instructions below:

1. Please check your system's power.
 2. Please make sure all the connectors are connected properly.
-

Important Notes

1. Please install the fan by following our instructions.
2. When storing the fan, please keep this product away from high temperatures. Keep it away from machines such as heaters that might cause high temperatures.
3. Please do not put anything in the impeller.
4. Please do not modify the wires or the connectors provided by InWin.
5. Please do not touch the fan blades when the fan is in operation.
6. Please only use your fan in a computer case.
7. Please keep this product away from any liquids.

Specifications



Product Name	Sirius Pure ASP120	
Quantity Included	Single Pack	Triple Pack
Model Number	ASP120FAN-1PK	ASP120FAN-3PK
Colors	White	
Fan Size	120 x 120 x 25mm	
Materials	PC, PBT	
Rated Voltage	12V	
Rated Power	1.2W	
Rated Current	0.1A	
ADD RGB Rated Voltage	5V	
ADD RGB Rated Power	1.25W	
ADD RGB Rated Current	0.25A	
Speed Mode	PWM 500~1800 RPM	
Air Flow	50 CFM	
Air Pressure	1.67mm/ H2O	
LED	Addressable RGB	
Connector (Fan to Fan)	Original Cable	
Connector to M/B	4 Pin (PWM, 12V), 3 Pin (ARGB, 5V)	
Noise Level	13-27 dBA (Max.) / 19 dBA (Normal)	
Bearing Type	Long Lifespan Sleeve Bearing	
Gross Weight	200g	600g
Package Dimensions (L x W x H)	185 x 125 x 30mm	185 x 125 x 80 mm
Warranty	2 Years	

* InWin's products comply with RoHS regulation.

* Specifications may vary based on different regions.



CONTEMPORARY & INNOVATIVE
www.in-win.com

